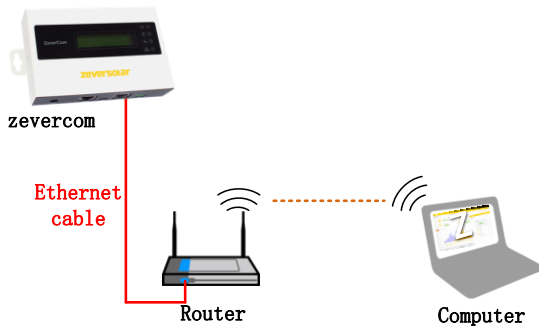


Steps for updating Zevercom

Computer connect with zevercom via router

1. Connection



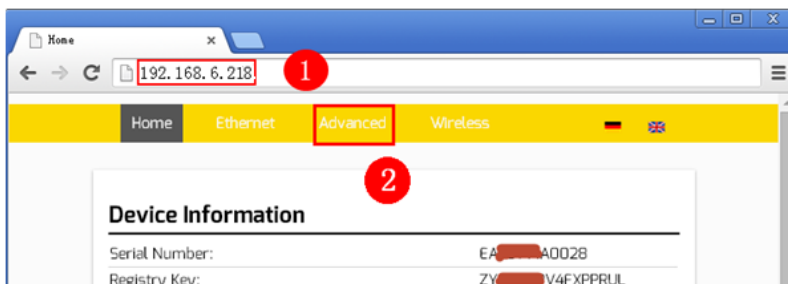
Note: zevercom should be connected with Router via Ethernet cable.

2. Open the webserver of inverter

2.1 Connect the computer with the same router which zevercom connected with.

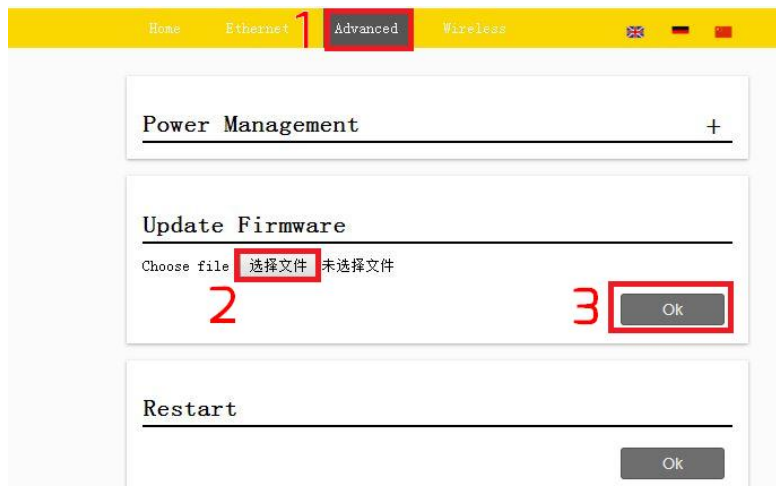
2.2 Get the IP dress on the LCD of zevercom

2.3 Open the Web browser of Computer, enter the IP address of Zevercom to open the web server



3. Update the firmware of Combox

3.1 Go to "Advanced" -> choose file "PMU_APP.bin" -> click "Ok"
Wait until updating finished.



3.2 Go to "Advanced" -> choose file "PMU_WIFI.bin" -> click "Ok"
Wait until updating finished.

